

Understanding Hunting Safety

Lesson Plan: NRES D2-1

Anticipated Problems

1. What is hunting?
2. What are some important regulations that govern hunting?
3. How do you handle firearms safely?
4. How can firearms be safe in the home?
5. What are the basic survival rules when hunting?

Terms

- ammunition
- bag limit
- compass
- firearm
- game
- hunting
- hunting gear
- hunting license
- prevention
- season length
- shooting
- solvent
- STOP
- topographic map
- trigger locks
- zone

Sport Hunting

- Sport hunting is a tradition in many families.
 - Many people enjoy using and improving hunting skills.
 - ***Hunting*** is harvesting game for food. Harvesting game is a part of hunting but not necessary to enjoy the recreation.



Why People Like to Hunt

- To learn to identify game signs, calling game, and scout territory
- They like the taste of game. ***Game*** species are animals that are hunted for food or sport.
- Hunting provides a rewarding form of outdoor recreation (a physical and mental challenge)

Shooting



- The term “shooting” is sometimes used synonymously with hunting but a distinction is often made.
- ***Shooting*** is non-hunting firing of guns to develop skills in aiming, firing, and accuracy.
 - The number of shots fired when shooting is often more than when hunting.
 - Usually at different kinds of targets

Shooting



History of Hunters

- Before domestication, all where harvested using the “hunting and gathering” technique.
 - Modern sport hunting is a carryover from the time that hunting animals was necessary for human survival.
 - Game is a crop. The animals are produced by the land and harvested by the hunters.
 - Hunting is used as a wildlife management tool. (reduces wildlife populations)

Good Hunters are Responsible

- Learn and follow all rules of the sport
- Strive to protect and improve the areas where wildlife species grow
- Safe use of hunting equipment is essential
- Always exhibit ethical behavior: may use guide: The Hunter Code of Ethics



HUNTER CODE OF ETHICS

1. I will consider myself an invited guest of the landowner, and get permission before using their land.
2. I will obey rules of safe firearm handling and encourage others to do so.
3. I will obey game laws and regulations and insist that my companions do so as well.
4. I will acquire good shooting and hunting skills to ensure sporting kills
5. I will support conservation efforts to ensure hunting in future years.
6. I will help other hunters learn skills and attitudes necessary to allow them to become true sport hunters.
7. I will securely store my firearms and ammunition when not in use.

Hunting Regulations

- Hunting is a highly regulated sport. There are many local, state, and federal regulations that tightly control hunting procedures.
 - A ***hunting license*** is a small written document that indicates that an individual has paid a fee and is legally entitled to hunt.



Hunting Regulations

- Laws vary from one state to another and within states on legal species, bag limits, and season lengths.
 - A ***bag limit*** is the number of animals that can be taken in one day or season.
 - ***Season length*** is the number of days that a species can be hunted in one year.



FIGURE 1. Years ago, the lack of bag limits decimated wildlife populations. (Courtesy, U.S. Fish and Wildlife Service)

Hunting Regulations

- ***Hunting gear*** is all of the devices used in taking game and protecting the hunter.
 - A ***firearm*** is a tool that propels a projectile (bullet) by burning gunpowder. Laws regulate the kinds of firearms that can be used with various species.
 - ***Ammunition*** is any combination of powder, shot, or bullets used in shotguns, rifles, or pistols.

Responsible Firearms Safety

- There are three habits that one can develop to help shoot safely.
 - Treat each firearm like a loaded firearm.
 - Always control the muzzle of your firearm.
 - Be sure of your target and what is beyond.

Responsible Firearms Safety



Orange clothing should be worn as a safety precaution.

Responsible Firearms Safety

- It is important to know where others are when going on a hunting trip.
 - A plan of the shooter's zone of fire must be established in order to insure a safe trip for everyone.
 - A **zone** is the area in which a hunter plans on shooting that includes the range of fire.

Responsible Firearms Safety

- Prevention is the key to safe hunting.
 - ***Prevention*** is taking steps so that an accident can be prevented. A hunt should be planned and studied. Safe shooting zones should be set up.
 - It is important not to become overeager.
 - Loaded firearms should never be carried in a vehicle or boat.



Firearms Safety: In the Home

- Never show any firearms to your friends without adult supervision.
- Always have the action open for display. This will make sure the gun is unloaded.
- Always use trigger locks (or another locking device)
 - ***Trigger locks*** - an inexpensive safety device designed to fit around the trigger to prevent the gun from being accidentally fired.

Firearms Safety: In the Home




FIGURE 3. A trigger lock can prevent the accidental discharge of a firearm.

Firearms Safety: In the Home

- It is important to clean all firearms and store them in a safe place. Because parts can wear out or break, good care includes:
 - A periodic inspection
 - Adjustment and service

Firearms Safety: In the Home

- When cleaning a gun, it should never be loaded, A solvent should be used to clean the bore.
 - A ***solvent*** is a mixture of cleaning compounds that are in a high concentration.
 - A light coat of oil should be applied inside and out before storage.


Firearms Safety: In the Home

- It is very important to store a firearm in a dry, safe place in order to prevent rusting. (lock if possible)
 - A horizontal rack
 - A gun safe
- Store ammunition in a separate place from the firearms.



Basic Survival Rules

- Safe hunters should be prepared for outdoor emergencies.
- It is important to know how to use a map and a compass when on a hunting trip.



Basic Survival Rules

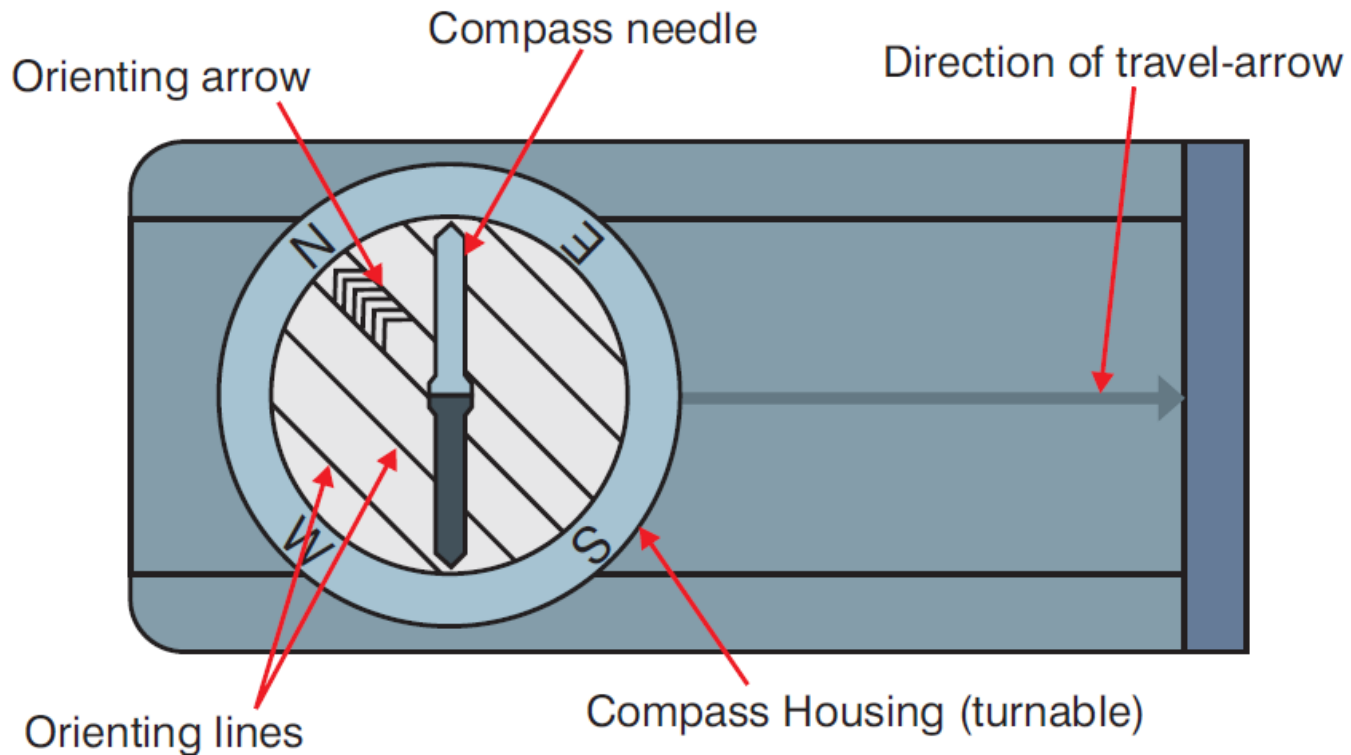
- ***Topographic maps*** are drawings of an area from the air.
 - Shows details about the land such as elevation and location of roads and rivers.
 - There are crisscross grid lines that divide the map and can tell the area.
 - North is always at the top of each map.



Basic Survival Rules

- A ***compass*** is an instrument used for determining directions.
 - A freely rotating magnetized needle that indicates magnetic north.
 - Use in unfamiliar areas

Compass



Seven Basic Survival Rules

1. Never hunt alone.
2. Tell someone where you are going and when you plan to return. Notify them when you move.
3. Take along two compasses and a map of the area. (know how to use them)
4. Wear proper clothing and carry proper equipment because the weather can always change.

Seven Basic Survival Rules

5. Plan your hunt so you can return to your vehicle or camp before dark.
6. Know how to build a fire and take proper fire starting materials.
7. Carry enough food for two days.

STOP

- If you happen to become lost, remember what to do is "***STOP.***"
 - ***Sit down.*** Do not panic.
 - ***Think*** about your problem.
 - ***Observe*** the area.
 - ***Plan*** what to do.

Review

- How did the sport of hunting get started ?
Name three reasons people might hunt.
- What is the purpose of a hunting license?
- Explain where and how firearms and ammunition should be stored.
- What is the acronym STOP? How does it help someone who is lost?