

The background features a dark blue field with several overlapping circles of varying sizes and colors (light blue and white). Some circles have dashed lines extending from their centers. The overall design is abstract and geometric.

# Understanding Colic in Horses

# Facts About Equine Colic

- Equine means horse
- One of the most dangerous medical problem
- One out of every ten horses colic each year
- Number one killer of horses

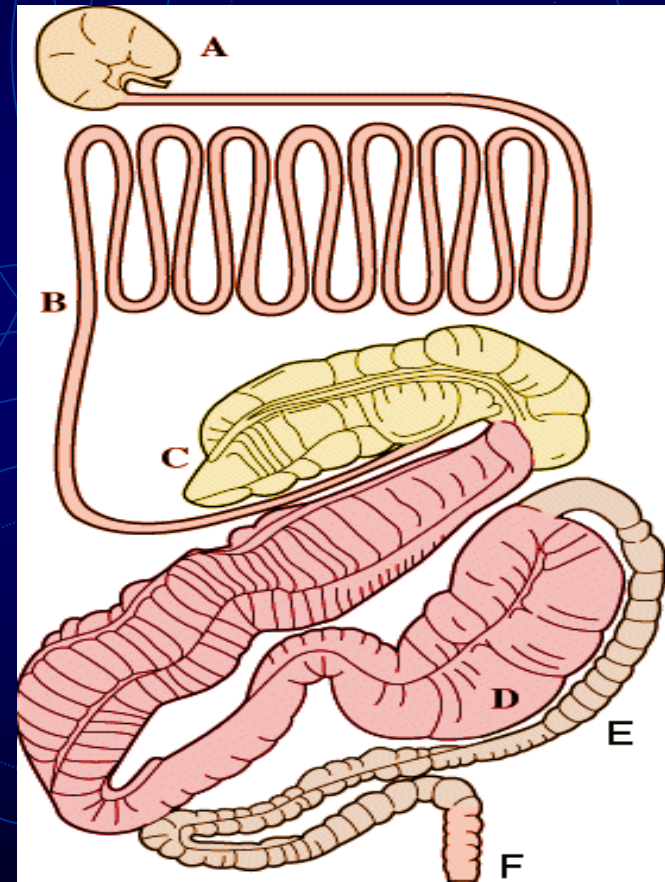
# What Is Colic?

- Not a disease
- General term indicating abdominal pain
- In the digestive system
- Every case should be taken seriously



# Organs Involved in Colic

- A. The horse's small, one compartment stomach
- B. Small intestine
- C. Cecum
- D. Colon
- E. Small colon
- F. Rectum




# Causes

- Horses with a history of colic are 6 times more likely to have colic again
- Previous abdominal surgery are 5 times as likely
- Environmental or feeding change
- Stress of horse

# Symptoms

- Mild pain
  - Pawing the ground
  - Sweating
  - Looking at the belly
  - Restlessness
  - Lack of appetite
  - Stamping the hind feet
  - Lying down



# More Symptoms



- Severe pain
  - Violently pawing ground
  - Appear bloated
  - Muscle straining
  - Kick violently
  - Sweat a lot
  - Lie down and get up frequently

# Symptoms Cont.

- Sit on haunches like a dog
- Roll or lie on their backs
- Have below normal temperature-because of stock setting in
- Increase respiration rate
- Elevated heart rate
- Few or no gut sounds



# Prevention

- Have a daily routine including feeding and exercise schedules and stick to it



# Equine Colic

## Student Note Outline

# Facts About Equine Colic

- 1.
- 2.
- 3.
- 4.

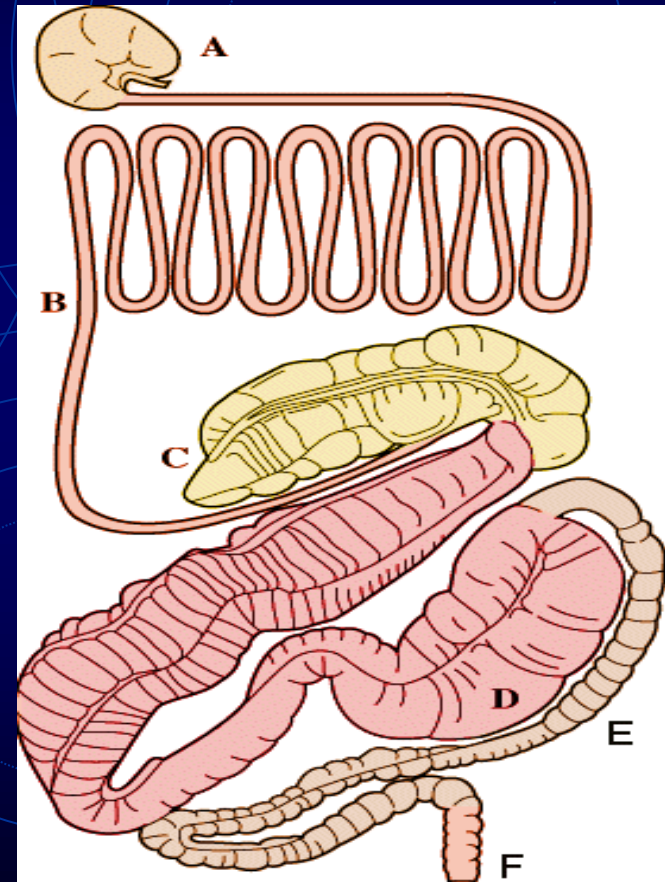
# What Is Colic?

- Not a \_\_\_\_\_
- General term indicating \_\_\_\_\_ pain
- In the digestive system
- Every case should be taken \_\_\_\_\_



# Organs Involved in Colic

- A. The horse's small, one compartment stomach
- B. Small intestine
- C. Cecum
- D. Colon
- E. Small colon
- F. Rectum



# Causes

- Horses with a history of colic are \_\_\_\_\_ times more likely to have colic again


- Previous abdominal surgery are \_\_\_ times as likely

- \_\_\_\_\_ or \_\_\_\_\_ change

- \_\_\_\_\_ of horse

# Symptoms

- Mild pain
  - \_\_\_\_\_ the ground
  - \_\_\_\_\_
  - Looking at the belly
  - \_\_\_\_\_
  - Lack of \_\_\_\_\_
  - Stamping the \_\_\_\_\_ feet
  - \_\_\_\_\_



# More Symptoms



- Severe pain
  - Violently pawing ground
  - Appear \_\_\_\_\_
  - Muscle straining
  - Kick \_\_\_\_\_
  - Sweat a lot
  - \_\_\_\_\_ and get up \_\_\_\_\_



# Symptoms Cont.

- \_\_\_\_\_ on haunches like a dog
- Roll or \_\_\_\_\_ on their backs
- Have below normal temperature-because of stock setting in
- Increase \_\_\_\_\_ rate
- Elevated \_\_\_\_\_ rate
- \_\_\_\_\_ or no gut sounds

# Prevention

- Have a \_\_\_\_\_ including feeding and exercise schedules and stick to it
- Have a regular vaccination/warming schedule